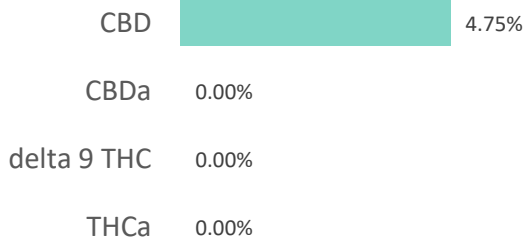
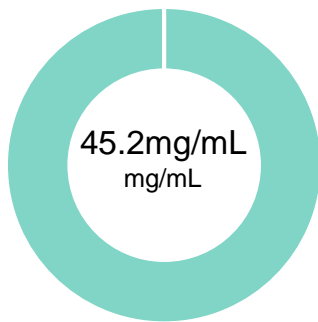


Sweet Dreams

Batch ID:	D2022	Test ID:	1188108.0038
Reported:	30-Apr-2020	Method:	TM14
Type:	Solution		
Test:	Potency		

CANNABINOID PROFILE



Compound	LOQ (mg/mL)	Result (mg/mL)	Result (mg/g)
Delta 9-Tetrahydrocannabinolic acid (THCA-A)	0.20	ND	ND
Delta 9-Tetrahydrocannabinol (Delta 9THC)	0.10	ND	ND
Cannabidiolic acid (CBDA)	0.13	ND	ND
Cannabidiol (CBD)	0.07	45.20	47.5
Delta 8-Tetrahydrocannabinol (Delta 8THC)	0.11	ND	ND
Cannabinolic Acid (CBNA)	0.28	ND	ND
Cannabinol (CBN)	0.12	2.70	2.8
Cannabigerolic acid (CBGA)	0.18	ND	ND
Cannabigerol (CBG)	0.10	ND	ND
Tetrahydrocannabivarinic Acid (THCVA)	0.18	ND	ND
Tetrahydrocannabivarin (THCV)	0.09	ND	ND
Cannabidivarinic Acid (CBDVA)	0.12	ND	ND
Cannabidivarin (CBDV)	0.06	0.60	0.6
Cannabichromenic Acid (CBCA)	0.15	ND	ND
Cannabichromene (CBC)	0.18	ND	ND
Total Cannabinoids		48.50	50.93
Total Potential THC**		ND	ND
Total Potential CBD**		45.20	47.53

NOTES:

Density = 0.95g/mL

N/A

% = % (w/w) = Percent (Weight of Analyte / Weight of Product)

* Total Cannabinoids result reflects the absolute sum of all cannabinoids detected.

** Total Potential THC/CBD is calculated using the following formulas to take into account the loss of a carboxyl group during decarboxylation step.
Total THC = THC + (THCa * (0.877)) and Total CBD = CBD + (CBDa * (0.877))
ND = None Detected (Defined by Dynamic Range of the method)

FINAL APPROVAL



Michelle Gagnon
30-Apr-2020
6:37 PM



Ben Minton
30-Apr-2020
7:28 PM

PREPARED BY / DATE

APPROVED BY / DATE

Testing results are based solely upon the sample submitted to Botanacor Laboratories, LLC, in the condition it was received. Botanacor Laboratories, LLC warrants that all analytical work is conducted professionally in accordance with all applicable standard laboratory practices using validated methods. Data was generated using an unbroken chain of comparison to NIST traceable Reference Standards and Certified Reference Materials. This report may not be reproduced, except in full, without the written approval of Botanacor Laboratories, LLC. ISO/IEC 17025:2005 Accredited A2LA Certificate Number 4329.02



Certificate #4329.02

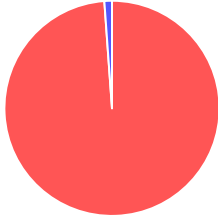


Customer: SSIC LLC
Product identity: CP0220190601
Client/Metric ID: CBDO95C
Laboratory ID: 20-000378-0001

Sample Date: 01/08/20 15:00

Summary

Potency:

Analyte	Result (%)	 <div> ● CBD ● CBDV </div>	
CBD	> 98.0		
CBDV†	1.13	<div> <div>CBD-Total</div> <div>> 98.0%</div> </div> <hr/> <div> <div>THC-Total</div> <div>ND</div> </div> <div>(Reported in percent of total sample)</div>	

Residual Solvents:

All analytes passing and less than LOQ.

Pesticides:

All analytes passing and less than LOQ.

Metals:

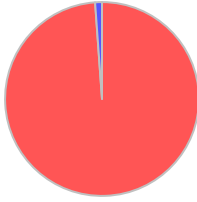
Less than LOQ for all analytes.



Customer: SSIC LLC

Product identity: CP0220190601
Client/Metric ID: CBDO95C
Sample Date: 01/08/20 15:00
Laboratory ID: 20-000378-0001
Relinquished by: UPS
Temp: 16.9 °C

Sample Results

Potency	Method J AOAC 2015 V98-6			Units %	Batch 2000454	Analyze 01/16/20 11:15 AM
Analyte	As Received	Dry weight	LOQ	Notes	 <ul style="list-style-type: none"> ● CBD ● CBDV 	
CBC†	< LOQ		0.0892			
CBC-A†	< LOQ		0.0892			
CBC-Total†	< LOQ		0.167			
CBD	> 98.0		0.892			
CBD-A	< LOQ		0.0892			
CBD-Total	> 98.0		0.970			
CBDV†	1.13		0.0892			
CBDV-A†	< LOQ		0.0892			
CBDV-Total†	1.13		0.167			
CBG†	< LOQ		0.0892			
CBG-A†	< LOQ		0.0892			
CBG-Total†	< LOQ		0.167			
CBL†	< LOQ		0.0892			
CBN	< LOQ		0.0892			
Δ8-THC†	< LOQ		0.0892			
Δ9-THC	< LOQ		0.0892			
THC-A	< LOQ		0.0892			
THC-Total	< LOQ		0.167			
THCV†	< LOQ		0.0892			
THCV-A†	< LOQ		0.0892			
THCV-Total†	< LOQ		0.167			



Solvents		Method EPA5021A				Units µg/g	Batch 2000313	Analyze 01/13/20 10:53 AM			
Analyte	Result	Limits	LOQ	Status	Notes	Analyte	Result	Limits	LOQ	Status	Notes
1,4-Dioxane	< LOQ	380	100	pass		2-Butanol	< LOQ	5000	200	pass	
2-Ethoxyethanol	< LOQ	160	30.0	pass		2-Methylbutane	< LOQ		200		
2-Methylpentane	< LOQ		30.0			2-Propanol (IPA)	< LOQ	5000	200	pass	
2,2-Dimethylbutane	< LOQ		30.0			2,2-Dimethylpropane	< LOQ		200		
2,3-Dimethylbutane	< LOQ		30.0			3-Methylpentane	< LOQ		30.0		
Acetone	< LOQ	5000	200	pass		Acetonitrile	< LOQ	410	100	pass	
Benzene	< LOQ	2.00	1.00	pass		Butanes (sum)	< LOQ	5000	400	pass	
Cyclohexane	< LOQ	3880	200	pass		Ethyl acetate	< LOQ	5000	200	pass	
Ethyl benzene	< LOQ		200			Ethyl ether	< LOQ	5000	200	pass	
Ethylene glycol	< LOQ	620	200	pass		Ethylene oxide	< LOQ	50.0	30.0	pass	
Hexanes (sum)	< LOQ	290	150	pass		Isopropyl acetate	< LOQ	5000	200	pass	
Isopropylbenzene	< LOQ	70.0	30.0	pass		m,p-Xylene	< LOQ		200		
Methanol	< LOQ	3000	200	pass		Methylene chloride	< LOQ	600	200	pass	
Methylpropane	< LOQ		200			n-Butane	< LOQ		200		
n-Heptane	< LOQ	5000	200	pass		n-Hexane	< LOQ		30.0		
n-Pentane	< LOQ		200			o-Xylene	< LOQ		200		
Pentanes (sum)	< LOQ	5000	600	pass		Propane	< LOQ	5000	200	pass	
Tetrahydrofuran	< LOQ	720	100	pass		Toluene	< LOQ	890	100	pass	
Total Xylenes	< LOQ		400			Total Xylenes and Ethyl	< LOQ	2170	600	pass	


Pesticides **Method** AOAC 2007.01 & EN 15662 (mod) **Units** mg/kg **Batch** 2000382 **Analyze** 01/15/20 08:33 AM

Analyte	Result	Limits	LOQ	Status	Notes	Analyte	Result	Limits	LOQ	Status	Notes
Abamectin	< LOQ	0.50	0.250	pass		Acephate	< LOQ	0.40	0.250	pass	
Acequinocyl	< LOQ	2.0	1.00	pass		Acetamiprid	< LOQ	0.20	0.100	pass	
Aldicarb	< LOQ	0.40	0.200	pass		Azoxystrobin	< LOQ	0.20	0.100	pass	
Bifenazate	< LOQ	0.20	0.100	pass		Bifenthrin	< LOQ	0.20	0.100	pass	
Boscalid	< LOQ	0.40	0.200	pass		Carbaryl	< LOQ	0.20	0.100	pass	
Carbofuran	< LOQ	0.20	0.100	pass		Chlorantraniliprole	< LOQ	0.20	0.100	pass	
Chlorfenapyr	< LOQ	1.0	0.500	pass		Chlorpyrifos	< LOQ	0.20	0.100	pass	
Clofentezine	< LOQ	0.20	0.100	pass		Cyfluthrin	< LOQ	1.0	0.500	pass	
Cypermethrin	< LOQ	1.0	0.500	pass		Daminozide	< LOQ	1.0	0.500	pass	
Diazinon	< LOQ	0.20	0.100	pass		Dichlorvos	< LOQ	1.0	0.500	pass	
Dimethoate	< LOQ	0.20	0.100	pass		Ethoprophos	< LOQ	0.20	0.100	pass	
Etofenprox	< LOQ	0.40	0.200	pass		Etoxazole	< LOQ	0.20	0.100	pass	
Fenoxycarb	< LOQ	0.20	0.100	pass		Fenpyroximate	< LOQ	0.40	0.200	pass	
Fipronil	< LOQ	0.40	0.200	pass		Flonicamid	< LOQ	1.0	0.400	pass	
Fludioxonil	< LOQ	0.40	0.200	pass		Hexythiazox	< LOQ	1.0	0.400	pass	
Imazalil	< LOQ	0.20	0.100	pass		Imidacloprid	< LOQ	0.40	0.200	pass	
Kresoxim-methyl	< LOQ	0.40	0.200	pass		Malathion	< LOQ	0.20	0.100	pass	
Metalaxyl	< LOQ	0.20	0.100	pass		Methiocarb	< LOQ	0.20	0.100	pass	
Methomyl	< LOQ	0.40	0.200	pass		MGK-264	< LOQ	0.20	0.100	pass	
Myclobutanil	< LOQ	0.20	0.100	pass		Naled	< LOQ	0.50	0.250	pass	
Oxamyl	< LOQ	1.0	0.500	pass		Paclobutrazole	< LOQ	0.40	0.200	pass	
Parathion-Methyl	< LOQ	0.20	0.200	pass		Permethrin	< LOQ	0.20	0.100	pass	
Phosmet	< LOQ	0.20	0.100	pass		Piperonyl butoxide	< LOQ	2.0	1.00	pass	
Prallethrin	< LOQ	0.20	0.200	pass		Propiconazole	< LOQ	0.40	0.200	pass	
Propoxur	< LOQ	0.20	0.100	pass		Pyrethrin I (total)	< LOQ	1.0	0.500	pass	
Pyridaben	< LOQ	0.20	0.100	pass		Spinosad	< LOQ	0.20	0.100	pass	
Spiromesifen	< LOQ	0.20	0.100	pass		Spirotetramat	< LOQ	0.20	0.100	pass	
Spiroxamine	< LOQ	0.40	0.200	pass		Tebuconazole	< LOQ	0.40	0.200	pass	
Thiacloprid	< LOQ	0.20	0.100	pass		Thiamethoxam	< LOQ	0.20	0.100	pass	
Trifloxystrobin	< LOQ	0.20	0.100	pass							

Metals

Analyte	Result	Limits	Units	LOQ	Batch	Analyze	Method	Notes
Arsenic	< LOQ		mg/kg	0.0512	2000410	01/15/20	AOAC 2013.06 (mod.)	X
Cadmium	< LOQ		mg/kg	0.0512	2000410	01/15/20	AOAC 2013.06 (mod.)	X
Lead	< LOQ		mg/kg	0.0512	2000410	01/15/20	AOAC 2013.06 (mod.)	X
Mercury	< LOQ		mg/kg	0.0256	2000410	01/15/20	AOAC 2013.06 (mod.)	X



These test results are representative of the individual sample selected and submitted by the client.

Abbreviations

Limits: Action Levels per OAR-333-007-0400, OAR-333-007-0210, OAR-333-007-0220

Limit(s) of Quantitation (LOQ): The minimum levels, concentrations, or quantities of a target variable (e.g., target analyte) that can be reported with a specified degree of confidence.

Not Detected (ND): ND is equivalent to <LOQ.

† = Analyte not NELAP accredited.

Units of Measure

µg/g = Microgram per gram

mg/kg = Milligram per kilogram = parts per million (ppm)

% = Percentage of sample

% wt = µg/g divided by 10,000

Glossary of Qualifiers

X: Not ORELAP accredited.

Approved Signatory

Derrick Tanner
General Manager



20-000378

12423 NE Whitaker Way Portland OR 97230 p.503-254-1794

Cannabis Chain of Custody Record

ORELAP ID: OR100028

Company: SSIC LLC			Analysis Requested												Purchase Order Number:			
Contact: Justin Thompson			<div style="display: flex; flex-direction: column; align-items: center;"> <div style="writing-mode: vertical-rl; transform: rotate(180deg);">Pesticides – OR 59 compounds</div> <div style="writing-mode: vertical-rl; transform: rotate(180deg);">Pesticide Multi-Residue – 379 compounds</div> <div>Potency</div> <div>Residual Solvents</div> <div>Water Activity</div> <div>Moisture</div> <div>Terpenes</div> <div>Micro: Yeast and Mold</div> <div>Micro: E.Coli and Total Coliform</div> <div>Heavy Metals</div> <div>Mycotoxins</div> <div>Other</div> </div>												Project Number:			
Address: 1300 Bethel Drive, Eugene															Project Name:			
Email: info@separation-sciences.com															<input type="checkbox"/> Report Instructions: <input type="checkbox"/> Send to State - METRC <input checked="" type="checkbox"/> Email Final Results: <input type="checkbox"/> Fax Final Results <input type="checkbox"/> Cash/Check/CC/Net 30			
Phone: 541-304-2382 Fax:															Other:			
Processor's License: AG-R1061804IHH																		
Field ID	Date/Time Collected														Matrix	Weight	Serving size for edibles	Comments/Metric ID
CP0220190601	1/8	3PM	x		X	x									Extract	4g		CBDO95C

Collected By:	Relinquished By:	Date	Time	Received by:	Date	Time	Lab Use Only:
<input checked="" type="checkbox"/> Standard (5 day)	Justin Thompson	01/09/20	12:00pm	KMC1	01/10/20	1050	Client Alias:
<input type="checkbox"/> Rush (3-4 day) (1.5x Standard)							Order Number:
<input type="checkbox"/> Priority Rush (2 day) (2x Standard)							Proper Container
							Sample Condition
							Temperature: 16.9
							Shipped Via: UPS
							Evidence of cooling: <input type="checkbox"/> Yes <input checked="" type="checkbox"/> No

SUBMISSION OF SAMPLES WITH TESTING REQUIREMENTS TO PIXIS WILL BE UNDERSTOOD TO BE AN AGREEMENT FOR SERVICES IN ACCORDANCE WITH THE CONDITIONS LISTED ON THE BACK OF THIS FORM

Revision: 1.00 Control#: CF023
Effective 11/8/2018 Revised 11/8/2018

www.pixislabs.com

Page 1 of 2



**Columbia Food/Pixis Labs
Sample Receipt Form**

Revision: 1.00 Document Control: CF015
Revised: 04/25/2019 Effective: 05/11/2019

Job Number: 20-000378 Search Name: _____

Package/Cooler opened on (if different than received date/time) Date: 011020 Time: 1050am

Received By (Initials): Kg

1) Were custody seals on outside of the package/cooler? YES NO NA
If YES, how many and where? _____

Were signature and date correct? _____ YES NO NA

2) Were custody papers included in the package/cooler? YES NO NA

3) Were custody papers properly filled out (ink, sign, date)? YES NO NA

4) Did you sign custody papers in the appropriate place? YES NO NA

5) How was the package/cooler delivered?

UPS FEDEX USPS CLIENT COURIER OTHER: _____

Tracking Number (written in or copy of shipping label): 1Z7392Y00321389662

6) Was packing material used? YES NO NA

Peanuts Bubble Wrap Foam Paper Other: _____

7) Was sufficient ice used (if appropriate)? YES NO NA
What kind?

Blue Ice Ice Cooler Packs Dry Ice

8) Were all sample containers sealed in separate plastic bags? YES NO NA

9) Did all sample containers arrive in good condition? YES NO NA

10) Were all sample container labels complete? YES NO NA

11) Did all sample container labels and tags agree with the coc? YES NO NA

12) Were correct sample containers used for the tests indicated? YES NO NA

13) Were VOA vials checked for absence of air bubbles (note if found)? YES NO NA

14) Was a sufficient amount of sample sent in each sample container? YES NO NA

15) Temperature of the samples upon receipt (See SOP for proper temps) 11.9 °C

16) Sample location prior to login: R25 R39 R44 F44 Ambient Shelf Cannabis Table Other: _____

Explain any discrepancies: _____

Page 2 of 2



Laboratory Quality Control Results

EPA 5021					Batch ID: 2000313				
Method Blank					Laboratory Control Sample				
Analyte	Result	LOQ	Notes	Result	Spike	Units	%Rec	Limits	Notes
Propane	ND	< 200		2280	2680	µg/g	85.1	70 - 130	
Isobutane	ND	< 200		2960	3570	µg/g	82.9	70 - 130	
Butane	ND	< 200		2970	3570	µg/g	83.2	70 - 130	
2,2-dimethylpropane	ND	< 200		3550	4430	µg/g	80.1	70 - 130	
Methanol	ND	< 200		2120	2410	µg/g	88.0	70 - 130	
Ethylene Oxide	ND	< 30		223	273	µg/g	81.7	70 - 130	
2-Methylbutane	ND	< 200		1730	2390	µg/g	72.4	70 - 130	
n-Pentane	ND	< 200		1820	2410	µg/g	75.5	70 - 130	
Ethanol	ND	< 200		2100	2410	µg/g	87.1	70 - 130	
Ethyl Ether	ND	< 200		1950	2410	µg/g	80.9	70 - 130	
2,2-Dimethylbutane	ND	< 30		529	643	µg/g	82.3	70 - 130	
Acetone	ND	< 200		2000	2410	µg/g	83.0	70 - 130	
Isopropyl alcohol	ND	< 200		2110	2410	µg/g	87.6	70 - 130	
Acetonitrile	ND	< 100		809	968	µg/g	83.6	70 - 130	
2,3-Dimethylbutane	ND	< 30		289	326	µg/g	88.7	70 - 130	
Dichloromethane	ND	< 200		839	974	µg/g	86.1	70 - 130	
2-Methylpentane	ND	< 30		262	321	µg/g	81.6	70 - 130	
3-Methylpentane	ND	< 30		284	316	µg/g	89.9	70 - 130	
Hexane	ND	< 30		290	319	µg/g	90.9	70 - 130	
Ethyl acetate	ND	< 200		2170	2400	µg/g	90.4	70 - 130	
2-Butanol	ND	< 200		2150	2410	µg/g	89.2	70 - 130	
Tetrahydrofuran	ND	< 100		891	964	µg/g	92.4	70 - 130	
Cyclohexane	ND	< 200		2140	2400	µg/g	89.2	70 - 130	
Benzene	ND	< 1		36.4	40	µg/g	91.0	70 - 130	
Isopropyl Acetate	ND	< 200		2180	2400	µg/g	90.8	70 - 130	
Heptane	ND	< 200		2370	2390	µg/g	99.2	70 - 130	
1,4-Dioxane	ND	< 100		930	982	µg/g	94.7	70 - 130	
2-Ethoxyethanol	ND	< 30		2340	2410	µg/g	97.1	70 - 130	
Ethylene Glycol	ND	< 200		799	989	µg/g	80.8	70 - 130	
Toluene	ND	< 200		954	964	µg/g	99.0	70 - 130	
Ethylbenzene	ND	< 200		1980	1930	µg/g	102.6	70 - 130	
m,p-Xylene	ND	< 200		1990	1930	µg/g	103.1	70 - 130	
o-Xylene	ND	< 200		2010	1920	µg/g	104.7	70 - 130	
Cumene	ND	< 30		327	346	µg/g	94.5	70 - 130	



QC- Sample Duplicate

Sample ID: 20-000058-0005

Analyte	Result	Org. Result	LOQ	Units	RPD	Limits	Accept/ Fail	Notes
Propane	ND	ND	200	µg/g	0.0	< 20	Acceptable	
Isobutane	ND	ND	200	µg/g	0.0	< 20	Acceptable	
Butane	ND	ND	200	µg/g	0.0	< 20	Acceptable	
2,2-dimethylpropane	ND	ND	200	µg/g	0.0	< 20	Acceptable	
Methanol	ND	ND	200	µg/g	0.0	< 20	Acceptable	
Ethylene Oxide	ND	ND	30	µg/g	0.0	< 20	Acceptable	
2-Methylbutane	ND	ND	200	µg/g	0.0	< 20	Acceptable	
n-Pentane	ND	ND	200	µg/g	0.0	< 20	Acceptable	
Ethanol	ND	ND	200	µg/g	0.0	< 20	Acceptable	
Ethyl Ether	ND	ND	200	µg/g	0.0	< 20	Acceptable	
2,2-Dimethylbutane	ND	ND	30	µg/g	0.0	< 20	Acceptable	
Acetone	ND	ND	200	µg/g	0.0	< 20	Acceptable	
Isopropyl alcohol	ND	ND	200	µg/g	0.0	< 20	Acceptable	
Acetonitrile	ND	ND	100	µg/g	0.0	< 20	Acceptable	
2,3-Dimethylbutane	ND	ND	30	µg/g	0.0	< 20	Acceptable	
Dichloromethane	ND	ND	200	µg/g	0.0	< 20	Acceptable	
2-Methylpentane	ND	ND	30	µg/g	0.0	< 20	Acceptable	
3-Methylpentane	ND	ND	30	µg/g	0.0	< 20	Acceptable	
Hexane	ND	ND	30	µg/g	0.0	< 20	Acceptable	
Ethyl acetate	ND	ND	200	µg/g	0.0	< 20	Acceptable	
2-Butanol	ND	ND	200	µg/g	0.0	< 20	Acceptable	
Tetrahydrofuran	ND	ND	100	µg/g	0.0	< 20	Acceptable	
Cyclohexane	ND	ND	200	µg/g	0.0	< 20	Acceptable	
Benzene	ND	ND	1	µg/g	0.0	< 20	Acceptable	
Isopropyl Acetate	ND	ND	200	µg/g	0.0	< 20	Acceptable	
Heptane	ND	ND	200	µg/g	0.0	< 20	Acceptable	
1,4-Dioxane	ND	ND	100	µg/g	0.0	< 20	Acceptable	
2-Ethoxyethanol	ND	ND	30	µg/g	0.0	< 20	Acceptable	
Ethylene Glycol	ND	ND	200	µg/g	0.0	< 20	Acceptable	
Toluene	ND	ND	200	µg/g	0.0	< 20	Acceptable	
Ethylbenzene	ND	ND	200	µg/g	0.0	< 20	Acceptable	
m,p-Xylene	ND	ND	200	µg/g	0.0	< 20	Acceptable	
o-Xylene	ND	ND	200	µg/g	0.0	< 20	Acceptable	
Cumene	ND	ND	30	µg/g	0.0	< 20	Acceptable	

Abbreviations

ND - None Detected at or above MRL

RPD - Relative Percent Difference

LOQ - Limit of Quantitation

* Screening only

Q1 Quality Control result biased high. Only non detect samples reported.

Units of Measure:

µg/g- Microgram per gram or ppm

mg/Kg- Milligrams per Kilogram

Aw- Water Activity unit



Revision: 1.00 Control: CFL-C21
Revised: 08/12/2019 Effective: 08/15/2019

Laboratory Pesticide Quality Control Results

AOAC 2007.1 & EN 15662			Units: mg/Kg		Batch ID: 2000382			
Method Blank			Laboratory Control Sample					
Analyte	Blank Result	Blank Limits	Notes	LCS Result	LCS Spike	LCS % Rec	Limits	Notes
Acephate	0.011	< 0.200		0.962	1.000	96.2	76.6 - 128	
Acequinocyl	0.000	< 1.000		3.641	4.000	91.0	71.1 - 128	
Acetamiprid	0.000	< 0.100		0.372	0.400	92.9	86.4 - 118	
Aldicarb	0.088	< 0.200		0.728	0.800	91.0	83.2 - 120	
Abamectin	0.000	< 0.288		0.950	1.000	95.0	79.6 - 122	
Azoxystrobin	0.000	< 0.100		0.370	0.400	92.4	81.9 - 125	
Bifenazate	0.000	< 0.100		0.370	0.400	92.4	82.8 - 121	
Bifenthrin	0.000	< 0.100		0.346	0.400	86.4	76.2 - 127	
Boscalid	0.000	< 0.100		0.729	0.800	91.1	75.9 - 127	
Carbaryl	0.000	< 0.100		0.395	0.400	98.8	85.4 - 118	
Carbofuran	0.004	< 0.100		0.392	0.400	97.9	85.7 - 123	
Chlorantraniliprol	0.000	< 0.100		0.395	0.400	98.7	76.6 - 125	
Chlorfenapyr	0.000	< 1.000		1.827	2.000	91.3	69.6 - 129	
Chlorpyrifos	0.000	< 0.100		0.356	0.400	89.0	71.6 - 131	
Clofentezine	0.003	< 0.100		0.359	0.400	89.7	79.5 - 121	
Cyfluthrin	0.091	< 1.000		1.965	2.000	98.3	73.3 - 129	
Cypermethrin	0.000	< 1.000		1.852	2.000	92.6	87.1 - 123	
Daminozide	0.000	< 1.000		1.880	2.000	94.0	76.2 - 126	
Diazinon	0.004	< 0.100		0.370	0.400	92.4	85.6 - 119	
Dichlorvos	0.000	< 0.500		1.806	2.000	90.3	80.6 - 121	
Dimethoat	0.000	< 0.100		0.389	0.400	97.2	86.3 - 116	
Ethoprophos	0.008	< 0.100		0.378	0.400	94.6	83.0 - 120	
Etofenprox	0.000	< 0.100		0.802	0.800	100.3	81.0 - 128	
Etoxazol	0.000	< 0.100		0.372	0.400	93.1	82.1 - 122	
Fenoxycarb	0.000	< 0.100		0.384	0.400	96.1	85.5 - 119	
Fenpyroximat	0.000	< 0.100		0.725	0.800	90.6	82.4 - 124	
Fipronil	0.000	< 0.100		0.797	0.800	99.6	84.3 - 122	
Flonicamid	0.052	< 0.400		0.982	1.000	98.2	78.7 - 121	
Fludioxonil	0.071	< 0.100		0.874	0.800	109.2	78.4 - 129	
Hexythiazox	0.000	< 0.400		0.965	1.000	96.5	82.0 - 127	
Imazalil	0.000	< 0.100		0.389	0.400	97.3	87.4 - 128	
Imidacloprid	0.000	< 0.200		0.769	0.800	96.1	80.0 - 121	
Kresoxim-Methyl	0.000	< 0.100		0.774	0.800	96.7	83.6 - 121	
Malathion	0.000	< 0.100		0.391	0.400	97.8	81.7 - 122	
Metaxalyl	0.004	< 0.100		0.371	0.400	92.7	84.7 - 120	
Methiocarb	0.000	< 0.100		0.436	0.400	108.9	81.9 - 121	
Methomyl	0.031	< 0.200		0.788	0.800	98.5	75.9 - 122	
MGK 264	0.000	< 0.100		0.383	0.400	95.9	80.3 - 124	
Myclobutanil	0.000	< 0.100		0.369	0.400	92.4	81.7 - 121	
Naled	0.000	< 0.200		0.992	1.000	99.2	82.5 - 122	
Oxamyl	0.144	< 0.400		2.177	2.000	108.8	79.9 - 120	
Paclobutrazol	0.000	< 0.200		0.770	0.800	96.2	84.0 - 124	
Parathion Methyl	0.000	< 0.200		0.702	0.800	87.7	71.6 - 133	
Permethrin	0.001	< 0.100		0.366	0.400	91.4	83.3 - 122	
Phosmet	0.000	< 0.100		0.377	0.400	94.2	83.8 - 121	
Piperonyl butoxide	0.046	< 1.000		1.963	2.000	98.2	71.9 - 134	
Prallethrin	0.036	< 0.200		0.746	0.800	93.3	78.7 - 126	
Propiconazole	0.000	< 0.200		0.731	0.800	91.4	86.4 - 117	
Propoxur	0.004	< 0.100		0.398	0.400	99.4	86.4 - 119	
Pyrethrins	0.003	< 0.500		0.528	0.560	94.4	68.0 - 126	
Pyridaben	0.000	< 0.100		0.389	0.400	97.2	89.8 - 167	
Spinosad	0.000	< 0.100		0.376	0.388	97.0	87.3 - 136	
Spiromesifen	0.001	< 0.100		0.379	0.400	94.7	75.0 - 130	
Spirotetramat	0.000	< 0.100		0.391	0.400	97.7	83.0 - 118	
Spiroxamine	0.000	< 0.100		0.757	0.800	94.7	77.6 - 133	
Tebuconazol	0.000	< 0.200		0.751	0.800	93.8	84.8 - 120	
Thiacloprid	0.000	< 0.100		0.377	0.400	94.2	87.0 - 118	
Thiamethoxam	0.000	< 0.100		0.399	0.400	99.7	77.5 - 124	
Trifloxystrobin	0.000	< 0.100		0.379	0.400	94.8	83.7 - 122	



Revision: 1.00 Control: CFL-C21
Revised: 08/12/2019 Effective: 08/15/2019

Laboratory Pesticide Quality Control Results

AOAC 2007.1 & EN 15662				Units: mg/Kg			Batch ID: 2000382			
Matrix Spike/Matrix Spike Duplicate Recoveries					Sample ID: 20-000169-0004					
Analyte	Result	MS Res	MSD Res	Spike	RPD%	Limit	MS % Rec	MSD % Rec	Limits	Notes
Acephate	0.008	1.009	0.993	1.000	1.6	< 30	100.1	98.5	50 - 150	
Acequinocyl	0.000	3.395	3.288	4.000	3.2	< 30	84.9	82.2	50 - 150	
Acetamiprid	0.000	0.374	0.379	0.400	1.3	< 30	93.5	94.7	50 - 150	
Aldicarb	0.080	0.718	0.692	0.800	3.8	< 30	79.8	76.5	50 - 150	
Abamectin	0.000	0.933	0.976	1.000	4.5	< 30	93.3	97.6	50 - 150	
Azoxystrobin	0.000	0.387	0.371	0.400	4.2	< 30	96.9	92.9	50 - 150	
Bifenazate	0.000	0.377	0.383	0.400	1.7	< 30	94.1	95.8	50 - 150	
Bifenthrin	0.000	0.556	0.527	0.400	5.3	< 30	139.0	131.8	50 - 150	
Boscalid	0.000	0.813	0.788	0.800	3.1	< 30	101.6	98.5	50 - 150	
Carbaryl	0.000	0.409	0.408	0.400	0.4	< 30	102.3	101.9	50 - 150	
Carbofuran	0.006	0.405	0.407	0.400	0.5	< 30	99.6	100.2	50 - 150	
Chlorantraniliprol	0.000	0.397	0.411	0.400	3.4	< 30	99.2	102.7	50 - 150	
Chlorfenapyr	0.000	2.366	2.365	2.000	0.0	< 30	118.3	118.2	50 - 150	
Chlorpyrifos	0.000	0.348	0.347	0.400	0.1	< 30	86.9	86.8	50 - 150	
Clofentezine	0.003	0.413	0.414	0.400	0.3	< 30	102.5	102.7	50 - 150	
Cyfluthrin	0.073	1.913	2.058	2.000	7.3	< 30	92.0	99.2	30 - 150	
Cypermethrin	0.040	2.228	2.258	2.000	1.3	< 30	109.4	110.9	50 - 150	
Daminozide	0.000	1.636	1.581	2.000	3.4	< 30	81.8	79.1	30 - 150	
Diazinon	0.003	0.394	0.381	0.400	3.4	< 30	97.8	94.5	50 - 150	
Dichlorvos	0.000	1.846	1.783	2.000	3.5	< 30	92.3	89.1	50 - 150	
Dimethoat	0.000	0.396	0.390	0.400	1.4	< 30	98.9	97.6	50 - 150	
Ethoprophos	0.007	0.381	0.377	0.400	0.8	< 30	93.5	92.7	50 - 150	
Etofenprox	0.000	0.824	0.821	0.800	0.3	< 30	103.0	102.7	50 - 150	
Etoxazol	0.000	0.393	0.403	0.400	2.4	< 30	98.3	100.7	50 - 150	
Fenoxycarb	0.000	0.402	0.392	0.400	2.4	< 30	100.4	98.0	50 - 150	
Fenpyroximat	0.000	0.756	0.793	0.800	4.8	< 30	94.5	99.1	50 - 150	
Fipronil	0.000	0.869	0.900	0.800	3.5	< 30	108.6	112.5	50 - 150	
Flonicamid	0.048	0.936	0.873	1.000	6.9	< 30	88.8	82.6	50 - 150	
Fludioxonil	0.000	1.381	0.732	0.800	61.4	< 30	172.6	91.5	50 - 150	Q1, R
Hexythiazox	0.000	1.175	1.140	1.000	3.0	< 30	117.5	114.0	50 - 150	
Imazalil	0.000	0.375	0.388	0.400	3.5	< 30	93.7	97.1	50 - 150	
Imidacloprid	0.000	0.770	0.764	0.800	0.7	< 30	96.2	95.5	50 - 150	
Kresoxim-Methyl	0.000	0.784	0.817	0.800	4.0	< 30	98.0	102.1	50 - 150	
Malathion	0.000	0.397	0.384	0.400	3.2	< 30	99.1	96.0	50 - 150	
Metaxalyl	0.003	0.385	0.387	0.400	0.5	< 30	95.4	95.9	50 - 150	
Methiocarb	0.000	0.405	0.435	0.400	7.1	< 30	101.3	108.7	50 - 150	
Methomyl	0.028	0.772	0.722	0.800	6.6	< 30	93.0	86.8	50 - 150	
MGK 264	0.000	0.425	0.424	0.400	0.2	< 30	106.3	106.1	50 - 150	
Myclobutanil	0.000	0.355	0.366	0.400	3.0	< 30	88.9	91.5	50 - 150	
Naled	0.000	1.017	1.002	1.000	1.5	< 30	101.7	100.2	50 - 150	
Oxamyl	0.131	2.064	1.796	2.000	13.9	< 30	96.7	83.3	50 - 150	
Pachlobutrazol	0.000	0.835	0.831	0.800	0.4	< 30	104.3	103.9	50 - 150	
Parathion Methyl	0.000	0.797	0.851	0.800	6.6	< 30	99.6	106.3	30 - 150	
Permethrin	0.000	0.446	0.456	0.400	2.2	< 30	111.5	114.0	50 - 150	
Phosmet	0.000	0.403	0.393	0.400	2.5	< 30	100.7	98.2	50 - 150	
Piperonyl butoxide	0.000	1.993	1.945	2.000	2.4	< 30	99.7	97.3	50 - 150	
Prallethrin	0.012	1.065	1.117	0.800	4.7	< 30	131.6	138.1	50 - 150	
Propiconazole	0.000	0.808	0.775	0.800	4.2	< 30	101.0	96.9	50 - 150	
Propoxur	0.000	0.396	0.395	0.400	0.3	< 30	98.9	98.7	50 - 150	
Pyrethrins	0.000	0.550	0.545	0.560	0.9	< 30	98.2	97.3	50 - 150	
Pyridaben	0.000	0.362	0.378	0.400	4.1	< 30	90.6	94.4	50 - 150	
Spinosad	0.000	0.373	0.369	0.388	1.1	< 30	96.1	95.0	50 - 150	
Spiromesifen	0.000	0.489	0.463	0.400	5.4	< 30	122.2	115.7	50 - 150	
Spirotetramat	0.000	0.373	0.372	0.400	0.1	< 30	93.1	93.0	50 - 150	
Spiroxamine	0.000	0.740	0.748	0.800	1.1	< 30	92.5	93.5	50 - 150	
Tebuconazol	0.000	0.772	0.790	0.800	2.3	< 30	96.5	98.8	50 - 150	
Thiacloprid	0.000	0.379	0.384	0.400	1.3	< 30	94.8	96.1	50 - 150	
Thiamethoxam	0.000	0.398	0.374	0.400	6.3	< 30	99.6	93.5	50 - 150	
Trifloxystrobin	0.000	0.365	0.376	0.400	2.1	< 30	91.2	94.1	50 - 150	



Revision #: 0.00 Control : CFL-D06
Revision Date: 05/31/2019 Effective Date: 05/31/2019

Laboratory Quality Control Results

JAOAC2015 V986 Batch ID: 2000454

Laboratory Control Sample

Analyte	Result	Spike	Units	%Rec	Limits	Evaluation	Notes
CBDV-A	0.201	0.2	%	101	85.0 - 115	Acceptable	
CBDV	0.206	0.2	%	103	85.0 - 115	Acceptable	
CBD-A	0.208	0.2	%	104	85.0 - 115	Acceptable	
CBG-A	0.205	0.2	%	103	85.0 - 115	Acceptable	
CBG	0.203	0.2	%	102	85.0 - 115	Acceptable	
CBD	0.204	0.2	%	102	85.0 - 115	Acceptable	
THCV	0.196	0.2	%	98.1	85.0 - 115	Acceptable	
THCVA	0.195	0.2	%	97.5	85.0 - 115	Acceptable	
CBN	0.203	0.2	%	102	85.0 - 115	Acceptable	
THC	0.199	0.2	%	99.6	85.0 - 115	Acceptable	
D8THC	0.196	0.2	%	98.2	85.0 - 115	Acceptable	
CBL	0.194	0.2	%	97.1	85.0 - 115	Acceptable	
CBC	0.200	0.2	%	99.9	85.0 - 115	Acceptable	
THCA	0.193	0.2	%	96.4	85.0 - 115	Acceptable	
CBCA	0.191	0.2	%	95.6	85.0 - 115	Acceptable	

Method Blank

Analyte	Result	LOQ	Units	Limits	Evaluation	Notes
CBDV-A	<LOQ	0.1	%	< 0.1	Acceptable	
CBDV	<LOQ	0.1	%	< 0.1	Acceptable	
CBD-A	<LOQ	0.1	%	< 0.1	Acceptable	
CBG-A	<LOQ	0.1	%	< 0.1	Acceptable	
CBG	<LOQ	0.1	%	< 0.1	Acceptable	
CBD	<LOQ	0.1	%	< 0.1	Acceptable	
THCV	<LOQ	0.1	%	< 0.1	Acceptable	
THCVA	<LOQ	0.1	%	< 0.1	Acceptable	
CBN	<LOQ	0.1	%	< 0.1	Acceptable	
THC	<LOQ	0.1	%	< 0.1	Acceptable	
D8THC	<LOQ	0.1	%	< 0.1	Acceptable	
CBL	<LOQ	0.1	%	< 0.1	Acceptable	
CBC	<LOQ	0.1	%	< 0.1	Acceptable	
THCA	<LOQ	0.1	%	< 0.1	Acceptable	
CBCA	<LOQ	0.1	%	< 0.1	Acceptable	

Abbreviations

ND - None Detected at or above MRL
RPD - Relative Percent Difference
LOQ - Limit of Quantitation

Units of Measure:

% - Percent



Revision #: 0.00 Control : CFL-D06
Revision Date: 05/31/2019 Effective Date: 05/31/2019

Laboratory Quality Control Results

JAOAC2015 V986				Batch ID: 2000454				
Sample Duplicate				Sample ID: 20-000378-0001				
Analyte	Result	Org. Result	LOQ	Units	RPD	Limits	Evaluation	Notes
CBDV-A	<LOQ	<LOQ	0.1	%	NA	< 20	Acceptable	
CBDV	1.13	1.14	0.1	%	0.317	< 20	Acceptable	
CBD-A	<LOQ	<LOQ	0.1	%	NA	< 20	Acceptable	
CBG-A	<LOQ	<LOQ	0.1	%	NA	< 20	Acceptable	
CBG	<LOQ	<LOQ	0.1	%	NA	< 20	Acceptable	
CBD	>98.0	>98.0	0.1	%	NA	< 20	Acceptable	
THCV	<LOQ	<LOQ	0.1	%	NA	< 20	Acceptable	
THCVA	<LOQ	<LOQ	0.1	%	NA	< 20	Acceptable	
CBN	<LOQ	<LOQ	0.1	%	NA	< 20	Acceptable	
THC	<LOQ	<LOQ	0.1	%	NA	< 20	Acceptable	
D8THC	<LOQ	<LOQ	0.1	%	NA	< 20	Acceptable	
CBL	<LOQ	<LOQ	0.1	%	NA	< 20	Acceptable	
CBC	<LOQ	<LOQ	0.1	%	NA	< 20	Acceptable	
THCA	<LOQ	<LOQ	0.1	%	NA	< 20	Acceptable	
CBCA	<LOQ	<LOQ	0.1	%	NA	< 20	Acceptable	

Abbreviations

ND - None Detected at or above MRL
RPD - Relative Percent Difference
LOQ - Limit of Quantitation
NA - Calculation Not Applicable given non-numerical results

Units of Measure:

% - Percent



Explanation of QC Flag Comments:

Code	Explanation
Q	Matrix interferences affecting spike or surrogate recoveries.
Q1	Quality control result biased high. Only non-detect samples reported.
Q2	Quality control outside QC limits. Data considered estimate.
Q3	Sample concentration greater than four times the amount spiked.
Q4	Non-homogenous sample matrix, affecting RPD result and/or % recoveries.
Q5	Spike results above calibration curve.
Q6	Quality control outside QC limits. Data acceptable based on remaining QC.
R	Relative percent difference (RPD) outside control limit.
R1	RPD non-calculable, as sample or duplicate results are less than five times the LOQ.
R2	Sample replicates RPD non-calculable, as only one replicate is within the analytical range.
LOQ1	Quantitation level raised due to low sample volume and/or dilution.
LOQ2	Quantitation level raised due to matrix interference.
B	Analyte detected in method blank, but not in associated samples.
B1	The sample concentration is greater than 5 times the blank concentration.
B2	The sample concentration is less than 5 times the blank concentration.



Certificate of Analysis

Product Number:	CBDO95G
Name:	Broad Spectrum Oil
Description:	CBD rich broad-spectrum hemp resin
Lot Number:	200324E0101-N

Physical & Organoleptic

Test	Standard	Result
Appearance	Thick liquid to hard wax at room temp	Conforms
Color	Yellow to white	Conforms
Aroma & Taste	Characteristic	Conforms
Water	≤1.0%	Conforms
Residue on ignition	≤0.20%	Conforms

Cannabinoid Summary

Test	Standard	Result
CBD	≥90.0%	>91.84%
CBDV		ND
CBDVA		ND
CBDA		ND
CBCA		ND
CBN	≥5.0%	5.23%
CBL		ND
CBNA		ND
CBG		ND
CBC		ND
CBGA		ND
Δ9-THC	≤0.20%	ND
Δ8-THC		ND
THCA		ND
THCV		ND
THCVA		ND
THC Total		ND
CBD Total	≥95.0%	>97.07

ND based on laboratory limit of quantification (LOQ) of 0.05%

Residual Solvents:

ND for all analytes.



CBDO95N

Batch ID: 200324E0101-N

Test ID: 2977506.0014

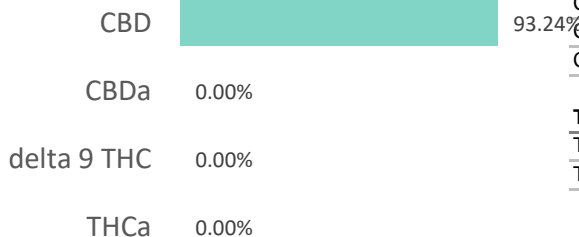
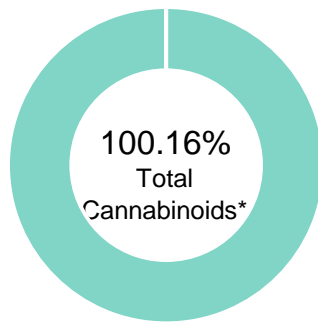
Reported: 1-Apr-2020

Method: TM14

Type: Concentrate

Test: Potency

CANNABINOID PROFILE



Compound	LOQ (%)	Result (%)	Result (mg/g)
Delta 9-Tetrahydrocannabinolic acid (THCA-A)	0.44	ND	ND
Delta 9-Tetrahydrocannabinol (Delta 9THC)	0.22	ND	ND
Cannabidiolic acid (CBDA)	0.34	ND	ND
Cannabidiol (CBD)	0.19	93.24	932.4
Delta 8-Tetrahydrocannabinol (Delta 8THC)	0.24	ND	ND
Cannabinolic Acid (CBNA)	0.61	ND	ND
Cannabinol (CBN)	0.27	5.74	57.4
Cannabigerolic acid (CBGA)	0.39	ND	ND
Cannabigerol (CBG)	0.22	ND	ND
Tetrahydrocannabivarinic Acid (THCVA)	0.38	ND	ND
Tetrahydrocannabivarin (THCV)	0.20	ND	ND
Cannabidivarinic Acid (CBDVA)	0.31	ND	ND
Cannabidivarin (CBDV)	0.17	1.18	11.8
Cannabichromenic Acid (CBCA)	0.33	ND	ND
Cannabichromene (CBC)	0.40	ND	ND
Total Cannabinoids		100.16	1001.60
Total Potential THC**		ND	ND
Total Potential CBD**		93.24	932.40

% = % (w/w) = Percent (Weight of Analyte / Weight of Product)

* Total Cannabinoids result reflects the absolute sum of all cannabinoids detected.

** Total Potential THC/CBD is calculated using the following formulas to take into account the loss of a carboxyl group during decarboxylation step.

Total THC = THC + (THCa * (0.877)) and Total CBD = CBD + (CBDa * (0.877))

ND = None Detected (Defined by Dynamic Range of the method)

NOTES:

N/A

FINAL APPROVAL

Ryan Weems
1-Apr-2020
7:02 PMGreg Zimpfer
1-Apr-2020
8:54 PM

PREPARED BY / DATE

APPROVED BY / DATE

Testing results are based solely upon the sample submitted to Botanacor Laboratories, LLC, in the condition it was received. Botanacor Laboratories, LLC warrants that all analytical work is conducted professionally in accordance with all applicable standard laboratory practices using validated methods. Data was generated using an unbroken chain of comparison to NIST traceable Reference Standards and Certified Reference Materials. This report may not be reproduced, except in full, without the written approval of Botanacor Laboratories, LLC. ISO/IEC 17025:2005 Accredited A2LA Certificate Number 4329.02



Certificate #4329.02